

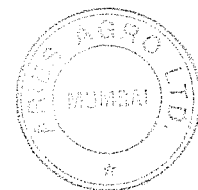
(1a)

## Statement showing Shareholding Pattern

|   |                              |  |   |
|---|------------------------------|--|---|
| Name of the Company :   |                              | ARIES AGRO LIMITED   |   |
| Scrip Code :  |                              | BSE: 532935, NSE: ARIES  |   |
| Name of the Scrip:  |                              | ARIES AGRO LIMITED   |   |
| Class of Security:  |                              | Equity   |   |
| Quarter Ended:  |                              | 30th September, 2015   |   |
| Partly Paid-Up Shares:  | No. of Partly Paid-Up Shares | As a % of total No. of Partly Paid-Up Shares   | As a % of total No. of Shares of the Company              |
| Held by Promoter/Promoter Group   | NIL                          | NIL  | NIL   |
| Held by Public  | NIL                          | NIL  | NIL   |
| Total   | NIL                          | NIL  | NIL   |
| Outstanding Convertible Securities:   |                              | No. of Outstanding Securities  | As a % of total No. of Outstanding Convertible Securities |
| Held by Promoter/Promoter Group   |                              | NIL  | NIL   |
| Held by Public  |                              | NIL  | NIL   |
| Total   |                              | NIL  | NIL   |
| Warrants:   |                              | No. of Warrants  | As a % of total No. of Warrants                           |
| Held by Promoter/Promoter Group   |                              | NIL  | NIL   |
| Held by Public  |                              | NIL  | NIL   |
| Total   |                              | NIL  | NIL   |
| Total Paid-Up Capital of the Company, assuming full conversion of Warrants and Convertible Securities |                              | Rs. 13,00,43,390/- divided into 1,30,04,339 Equity Shares of Rs. 10/- each Fully Paid Up |   |



| Category of Shareholders  | Number of Shares-Holders | Total number of Shares | Number of Shares held in demateria - lised form | Total shareholding as a percentage of total number of shares |                            | Shares Pledged or otherwise encumbered |                    |
|---|--------------------------|------------------------|---|--|----------------------------|--|--------------------|
|   |                          |                        |   | As a percentage of (A+B)*                                    | As a percentage of (A+B+C) | Number of Shares                       | As a percentage    |
| (II)  | (III)                    | (IV)                   | (V)   | (VI)   | (VII)                      | (VIII)                                 | (IX)=(VIII/IV)*100 |
| <b>Shareholding of Promoters and Promoters Group</b>                        |                          |                        |   |  |                            |  |                    |
| <b>Indian</b>   |                          |                        |   |  |                            |  |                    |
| Individuals/Hindu undivided Family  | 6                        | 6857926                | 6857926   | 52.74  | 52.74                      | NA                                     | NA                 |
| Central Government / State Government (s)                                   | 0                        | 0                      | 0   | 0  | 0                          | NA                                     | NA                 |
| Bodies Corporate  | 0                        | 0                      | 0   | 0  | 0                          | NA                                     | NA                 |
| Financial Institutions/Banks  | 0                        | 0                      | 0   | 0  | 0                          | NA                                     | NA                 |
| Any other (Specify)   |                          |                        |   |  |                            | NA                                     | NA                 |
| <b>Sub-Total (A)(1)</b>   | <b>6</b>                 | <b>6857926</b>         | <b>6857926</b>                                  | <b>52.74</b>   | <b>52.74</b>               | <b>NA</b>                              | <b>NA</b>          |
| <b>Foreign</b>  |                          |                        |   |  |                            |  |                    |
| Individuals (Non-Resident Individuals / Foreign Individuals)                | 0                        | 0                      | 0   | 0  | 0                          | NA                                     | NA                 |
| Bodies Corporate  | 0                        | 0                      | 0   | 0  | 0                          | NA                                     | NA                 |
| Institutions  | 0                        | 0                      | 0   | 0  | 0                          | NA                                     | NA                 |
| Any other (Specify)   | 0                        | 0                      | 0   | 0  | 0                          | NA                                     | NA                 |
| <b>Sub-Total (A)(2)</b>   | <b>0</b>                 | <b>0</b>               | <b>0</b>  | <b>0</b>   | <b>0</b>                   | <b>NA</b>                              | <b>NA</b>          |
| <b>Total Shareholding of Promoter and Promoter Group (A)= (A)(1)+(A)(2)</b> | <b>6</b>                 | <b>6857926</b>         | <b>6857926</b>                                  | <b>52.74</b>   | <b>52.74</b>               | <b>NA</b>                              | <b>NA</b>          |

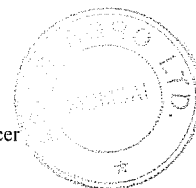


| Category of Shareholders   | Number of Shares-Holders | Total number of Shares | Number of Shares held in dematerialized form | Total shareholding as a percentage of total number of shares |                            | Shares Pledged or otherwise encumbered |                     |
|--|--------------------------|------------------------|--|--|----------------------------|--|---------------------|
|  |                          |                        |  | As a percentage of (A+B)*                                    | As a percentage of (A+B+C) | Number of Shares                       | As a percentage     |
| (II)   | (III)                    | (IV)                   | (V)  | (VI)   | (VII)                      | (VIII)                                 | (IX)=(VIII/(IV)*100 |
| <b>Public Shareholding</b>   |                          |                        |  |  |                            |  |                     |
| <b>Institutions</b>  |                          |                        |  |  |                            |  |                     |
| Mutual Funds/ UTI  | 0                        | 0                      | 0  | -  | -                          | NA                                     | NA                  |
| Financial Institutions/Banks   | 2                        | 7977                   | 7977   | 0.06   | 0.06                       | NA                                     | NA                  |
| Central Government / State Government (s)  | 0                        | 0                      | 0  | 0  | 0                          | NA                                     | NA                  |
| Venture Capital Funds  | 0                        | 0                      | 0  | 0  | 0                          | NA                                     | NA                  |
| Insurance Companies  | 0                        | 0                      | 0  | 0  | 0                          | NA                                     | NA                  |
| Foreign Institutional Investors  | 0                        | 0                      | 0  | 0  | 0.00                       | NA                                     | NA                  |
| Foreign Ventures Capital Investors   | 0                        | 0                      | 0  | 0  | 0                          | NA                                     | NA                  |
| Any other (Specify)  | 0                        | 0                      | 0  | 0  | 0                          | NA                                     | NA                  |
| <b>Sub-Total (B)(1)</b>  | <b>2</b>                 | <b>7977</b>            | <b>7977</b>                                  | <b>0.06</b>  | <b>0.06</b>                | <b>NA</b>                              | <b>NA</b>           |
| <b>Non-Institutions</b>  |                          |                        |  |  |                            |  |                     |
| Bodies Corporate   | 194                      | 1149586                | 1018086                                      | 8.84   | 8.84                       | NA                                     | NA                  |
| Individuals  |                          |                        |  |  |                            |  |                     |
| i. Individual shareholders holding share capital upto Rs. 1 lakhs                    | 9274                     | 3320165                | 3138334                                      | 25.53  | 25.53                      | NA                                     | NA                  |
| ii. Individual Shareholders holding share capital in excess of Rs. 1 lakhs           | 36                       | 1423299                | 1423299                                      | 10.94  | 10.94                      | NA                                     | NA                  |
| (d) Any other (Specify)  |                          |                        |  |  |                            | NA                                     | NA                  |
| (c) Non Resident Individuals   | 153                      | 181595                 | 181595                                       | 1.40   | 1.40                       | NA                                     | NA                  |
| (c-ii) Overseas Corporate Bodies   | 0                        | 0                      | 0  | 0  | 0                          | NA                                     | NA                  |
| (c-iii) Trusts   | 0                        | 0                      | 0  | 0  | 0                          | NA                                     | NA                  |
| (c-iv) Clearing Members  | 70                       | 63791                  | 63791  | 0.49   | 0.49                       | NA                                     | NA                  |
| <b>Sub-Total (B)(2)</b>  | <b>9727</b>              | <b>6138436</b>         | <b>5825105</b>                               | <b>47.20</b>   | <b>47.20</b>               | <b>NA</b>                              | <b>NA</b>           |
| <b>Total Public Shareholding B= (B) (1) + B (2)</b>                                  | <b>9729</b>              | <b>6146413</b>         | <b>5833082</b>                               | <b>47.26</b>   | <b>47.26</b>               | <b>NA</b>                              | <b>NA</b>           |
| <b>TOTAL (A)+(B)</b>   | <b>9735</b>              | <b>13004339</b>        | <b>12691008</b>                              | <b>100.00</b>  | <b>100.00</b>              | <b>NA</b>                              | <b>NA</b>           |
| (C) Shares held by Custodians and against which Depository Receipts have been issued | 0                        | 0                      | 0  | 0  | 0                          | 0                                      | 0                   |
| <b>GRAND TOTAL (A)+(B)+ ( C )</b>  | <b>9735</b>              | <b>13004339</b>        | <b>12691008</b>                              | <b>100.00</b>  | <b>100.00</b>              | <b>NA</b>                              | <b>NA</b>           |

Place : Mumbai  
Date : 12th October, 2015

For Aries Agro Limited

Qaiser P. Ansari  
Company Secretary & Compliance Officer



Name of the Company: ARIES AGRO LIMITED

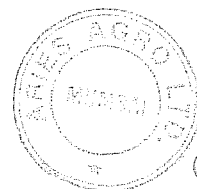
Script Code : BSE- 532935/NSE-ARIES

Quarter Ended : 30th September, 2015

C-1 Statement showing holding of Securities (including Shares, Warrants, Convertible Securities) of persons belonging to the category "Promoter and Promote Group"

| Sr. No. | Name of the Shareholders | Details of Shares held |                                   | Encumbered Shares (*) |                        |  | Details of Warrants     |  | Details of Convertible Securities     |  | Total Shares (including underlying shares assuming full conversion of Warrants and Convertible Securities) as a % of diluted Share Capital |
|---------|--------------------------|------------------------|-----------------------------------|-----------------------|------------------------|--|-------------------------|--|---------------------------------------|--|--|
|         |                          | Number of Shares held  | As a % of grand total (A)+(B)+(C) | Number                | As a %age              | As a % of grand total (A)+(B)+(C) of sub-clause (I)(a) | Number of Warrants held | As a % of total number of Warrants of the same class | Number of Convertible Securities held | As a % of total number of Convertible Securities of the same class |  |
|         | (II)                     | (III)                  | (IV)                              | (V)                   | (VI)=<br>(V)/(III)*100 | (VII)  | (VIII)                  | (IX)   | (X)                                   | (XI)   | (XII)  |
| 1       | JIMMY MIRCHANDANI        | 3524830                | 27.11                             | NA                    | NA                     | NA   | NA                      | NA   | NA                                    | NA   | 27.11  |
| 2       | RAHUL MIRCHANDANI        | 2623221                | 20.17                             | NA                    | NA                     | NA   | NA                      | NA   | NA                                    | NA   | 20.17  |
| 3       | AKSHAY J. MIRCHANDANI    | 361875                 | 2.78                              | NA                    | NA                     | NA   | NA                      | NA   | NA                                    | NA   | 2.78   |
| 4       | AMOL J. MIRCHANDANI      | 335000                 | 2.58                              | NA                    | NA                     | NA   | NA                      | NA   | NA                                    | NA   | 2.58   |
| 5       | ASHOK MIRCHANDANI        | 10000                  | 0.08                              | NA                    | NA                     | NA   | NA                      | NA   | NA                                    | NA   | 0.08   |
| 6       | NITYA MIRCHANDANI        | 3000                   | 0.02                              | NA                    | NA                     | NA   | NA                      | NA   | NA                                    | NA   | 0.02   |
|         | <b>TOTAL</b>             | <b>6857926</b>         | <b>52.74</b>                      | <b>NA</b>             | <b>NA</b>              | <b>NA</b>  | <b>NA</b>               | <b>NA</b>  | <b>NA</b>                             | <b>NA</b>  | <b>52.74</b>   |

(\*) The term encumbrance has the same meaning as assigned to it in regulation 28(3) of the SAST Regulations, 2011



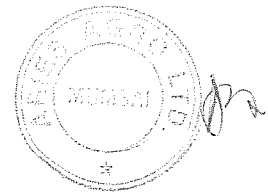
Name of the Company: ARIES AGRO LIMITED

Scrip Code : BSE- 532935/NSE-ARIES

Quarter Ended : 30th September, 2015

(1)(c)(i) Statement showing holding of Securities (including Shares, Warrants, Convertible Securities) of persons belonging to the category "Public" and holding more than 1% of the number of Shares

| Sr. No. | Name of the Shareholders   | Number of Shares | Shares as a percentage of total number of Shares (i.e. Grand Total (A) + (B) + (C) indicated in statement at para (I) (a) above | Details of Warrants     |  | Details of Convertible Securities     |   | Total Shares (including underlying shares assuming full conversion of Warrants and Convertible Securities) as a % of diluted Share Capital |
|---------|----------------------------|------------------|---|-------------------------|--|---------------------------------------|---|--|
|         |                            |                  |   | Number of Warrants held | As a % of total number of Warrants of the same class | Number of Convertible Securities held | % w.r.t. total number of Convertible Securities of the same class |  |
| 1       | VIJAY KISHANLAL KEDIA      | 598091           | 4.60  | NA                      | NA   | NA                                    | NA  | 4.60   |
| 2       | ALACRITY SECURITIES LTD    | 248851           | 1.91  | NA                      | NA   | NA                                    | NA  | 1.91   |
| 3       | SANKIRT HOLDINGS PVT. LTD. | 208858           | 1.61  | NA                      | NA   | NA                                    | NA  | 1.61   |
|         | <b>TOTAL</b>               | <b>1055800</b>   | <b>8.12</b>   | <b>NA</b>               | <b>NA</b>  | <b>NA</b>                             | <b>NA</b>   | <b>8.12</b>  |



Name of the Company: ARIES AGRO LIMITED

Scrip Code : BSE- 532935/NSE-ARIES

Quarter Ended : 30th September, 2015

(l)(c)(ii) Statement showing holding of Securities(including Shares, Warrants, Convertible Securities) of persons(together with PAC) belonging to the category "Public" and holding more than 5% of the total number of Shares of the Company

| Sr. No. | Name of the Shareholders and Persons Acting in Concert(PAC) with them | Number of Shares | Shares as a percentage of total number of Shares (i.e. Grand Total (A) + (B) +(C) indicated in statement at para (l) (a) above | Details of Warrants     |  | Details of Convertible Securities     |   | Total Shares(including underlying shares assuming full conversion of Warrants and Convertible Securities) as a % of diluted Share Capital |
|---------|---|------------------|--|-------------------------|--|---------------------------------------|---|---|
|         |   |                  |  | Number of Warrants held | As a % of total number of Warrants of the same class | Number of Convertible Securities held | % w.r.t. total number of Convertible Securities of the same class |   |
|         |   |                  |  | NA                      | NA   | NA                                    | NA  |   |
|         | <b>TOTAL</b>  |                  |  | NA                      | NA   | NA                                    | NA  |   |



*Handwritten signature*

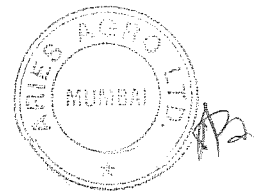
Name of the Company: ARIES AGRO LIMITED

Scrp Code : BSE- 532935/NSE-ARIES

Quarter Ended : 30th September, 2015

(I)( d ) Statement showing details of locked-in shares

| Sr No. | Name of the Shareholders | Number of Shares | Shares as a percentage of total number of shares(I.e., Grand Total (A)+(B)+( C ) indicated in Statement at para I)(a) above) | Category of Share Holders(Promoter/Publi c) |
|--------|--------------------------|------------------|--|---|
|        |                          | NIL              |  |   |
|        |                          |                  |  |   |
|        |                          |                  |  |   |
|        | <b>TOTAL</b>             | <b>NIL</b>       |  |   |



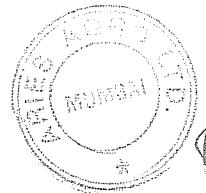
Name of the Company: ARIES AGRO LIMITED

Scrip Code : BSE- 532935/NSE-ARIES

Quarter Ended : 30th September, 2015

(II)(a) Statement showing details of Depository Receipts (DRs)

| Sr. No. | Type of Outstanding DR(ADRs, GDRs, SDRs, etc.) | Number of Outstanding DRs | Number of Shares underlying Outstanding DRs | Shares underlying Outstanding DRs as a percentage of Total number of Shares {i.e., Grand Total (A) + (B) + (C) indicated in Statement at para (I) (a) above} |
|---------|--|---------------------------|---|--|
|         | Nil  | Nil                       | Nil   | Nil  |





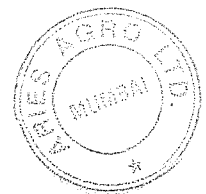
Name of the Company: ARIES AGRO LIMITED

Scrip Code : BSE- 532935/NSE-ARIES

Quarter Ended : 30th September, 2015

(II)(b) Statement showing Holding of Depository Receipts (DRs), where underlying Shares held by 'Promoter/Promoter Group' are in excess of 1% of the Total Number of Shares

| Sr. No. | Name of the DR Holder, Type of Outstanding DR(ADRs, GDRs, SDRs, etc.) | Number of Shares underlying Outstanding DRs | Shares underlying Outstanding DRs as a percentage of Total number of Shares (i.e., Grand Total (A) + (B) + (C) indicated in Statement at para (I) (a) above} |
|---------|---|---|--|
|         | Nil   | Nil   | Nil  |



## (iii)(a) Statement showing the Voting Pattern of Share Holders

Name of the Company: ARIES AGRO LIMITED

Scrip Code : BSE- 532935/NSE-ARIES

Class X: Equity

Class Y: Not applicable

Class Z: Not Applicable

Quarter Ended : 30th September, 2015

| Category Code | Category of Shareholders  | Number of Voting Rights held in each class of Securities |              |             | Total Voting Rights<br>(III+IV+V)=VI | Total Voting Rights i.e. VI        |  |
|---------------|---|--|--------------|-------------|--------------------------------------|------------------------------------|--|
|               |   | Class X (III)  | Class Y (IV) | Class Z (V) |                                      | As a percentage of (A+B)=VII (VII) | As a percentage of (A+B+C)=VIII (VIII) |
| (I)           | (II)  |  |              |             |                                      |                                    |  |
| (A)           | Promoter and Promoter Group   |  |              |             |                                      |                                    |  |
|               | 1) Indian   |  |              |             |                                      |                                    |  |
|               | (a) Individuals/Hindu undivided Family                                      | 6857926  | 0            | 0           | 6857926                              | 52.74                              | 52.74                                  |
|               | (b) Central Government / State Government (s)                               | 0  | 0            | 0           | 0                                    | 0                                  | 0                                      |
|               | (c) Bodies Corporate  | 0  | 0            | 0           | 0                                    | 0                                  | 0                                      |
|               | (d) Financial Institutions/Banks  | 0  | 0            | 0           | 0                                    | 0                                  | 0                                      |
|               | (e) Any other (Specify)   | 0  | 0            | 0           | 0                                    | 0                                  | 0                                      |
|               | <b>Sub-Total (A)(1)</b>   | <b>6857926</b>   | <b>0</b>     | <b>0</b>    | <b>6857926</b>                       | <b>52.74</b>                       | <b>52.74</b>                           |
|               | 2) Foreign  |  |              |             |                                      |                                    |  |
|               | (a) Individuals (Non-Resident Individuals / Foreign Individuals)            | 0  | 0            | 0           | 0                                    | 0                                  | 0                                      |
|               | (b) Bodies Corporate  | 0  | 0            | 0           | 0                                    | 0                                  | 0                                      |
|               | (c) Institutions  | 0  | 0            | 0           | 0                                    | 0                                  | 0                                      |
|               | (d) Any other (Specify)   | 0  | 0            | 0           | 0                                    | 0                                  | 0                                      |
|               | <b>Sub-Total (A)(2)</b>   | <b>0</b>   | <b>0</b>     | <b>0</b>    | <b>0</b>                             | <b>0</b>                           | <b>0</b>                               |
|               | <b>Total Shareholding of Promoter and Promoter Group (A)= (A)(1)+(A)(2)</b> | <b>6857926</b>   | <b>0</b>     | <b>0</b>    | <b>6857926</b>                       | <b>52.74</b>                       | <b>52.74</b>                           |



| Sl. No. | Category of Shareholders   | Number of Voting Rights held in each class of Securities |              |             | Total Voting Rights | Total Voting Rights i.e. VI |                                    |
|---------|--|--|--------------|-------------|---------------------|-----------------------------|------------------------------------|
|         |  | Class X (III)  | Class Y (IV) | Class Z (V) |                     | (III+IV+V)=VI               | As a percentage of (A+B)=VII (VII) |
| (I)     | (II)   |  |              |             |                     |                             |                                    |
| (a)     | Public Shareholding  |  |              |             |                     |                             |                                    |
| (i)     | Institutions   |  |              |             |                     |                             |                                    |
| (a)     | Mutual Funds/ UTI  | 0  | 0            | 0           | 0                   | -                           | -                                  |
| (a)     | Financial Institutions/Banks   | 7977   | 0            | 0           | 7977                | 0.06                        | 0.06                               |
| (a)     | Central Government / State Government (s)  | 0  | 0            | 0           | 0                   | 0                           | 0                                  |
| (a)     | Venture Capital Funds  | 0  | 0            | 0           | 0                   | 0                           | 0                                  |
| (a)     | Insurance Companies  | 0  | 0            | 0           | 0                   | 0                           | 0                                  |
| (a)     | Foreign Institutional Investors  | 0  | 0            | 0           | 0                   | 0.00                        | 0.00                               |
| (a)     | Foreign Ventures Capital Investors   | 0  | 0            | 0           | 0                   | 0                           | 0                                  |
| (a)     | Any other (Specify)  | 0  | 0            | 0           | 0                   | 0                           | 0                                  |
|         | <b>Sub-Total (B)(1)</b>  | <b>7977</b>  | <b>0</b>     | <b>0</b>    | <b>7977</b>         | <b>0.06</b>                 | <b>0.06</b>                        |
| (2)     | Non-Institutions   |  |              |             |                     |                             |                                    |
| (a)     | Bodies Corporate   | 1149586  | 0            | 0           | 1149586             | 8.84                        | 8.84                               |
| (b)     | Individuals  | 0  | 0            | 0           | 0                   | 0                           | 0                                  |
|         | i. Individual shareholders holding share capital upto Rs. 1 lakhs                | 3320165  | 0            | 0           | 3320165             | 25.53                       | 25.53                              |
|         | ii. Individual Shareholders holding share capital in excess of Rs. 1 lakhs       | 1423299  | 0            | 0           | 1423299             | 10.94                       | 10.94                              |
| (c)     | Any other (Specify)  |  |              |             |                     |                             |                                    |
| (c-i)   | Non Resident Individuals   | 181595   | 0            | 0           | 181595              | 1.40                        | 1.40                               |
| (c-ii)  | Overseas Corporate Bodies  | 0  | 0            | 0           | 0                   | 0                           | 0                                  |
| (c-iii) | Trusts   | 0  | 0            | 0           | 0                   | 0                           | 0                                  |
| (c-iv)  | Clearing Members   | 63791  | 0            | 0           | 63791               | 0.49                        | 0.49                               |
|         | <b>Sub-Total (B)(2)</b>  | <b>6138436</b>   | <b>0</b>     | <b>0</b>    | <b>6138436</b>      | <b>47.20</b>                | <b>47.20</b>                       |
|         | <b>Total Public Shareholding B= (B) (1) + B (2)</b>                              | <b>6146413</b>   | <b>0</b>     | <b>0</b>    | <b>6146413</b>      | <b>47.26</b>                | <b>47.26</b>                       |
|         | <b>TOTAL (A)+(B)</b>   | <b>13004339</b>  | <b>0</b>     | <b>0</b>    | <b>13004339</b>     | <b>100.00</b>               | <b>100.00</b>                      |
| (C)     | Shares held by Custodians and against which Depository Receipts have been issued | 0  | 0            | 0           | 0                   | 0                           | 0                                  |
|         | <b>GRAND TOTAL (A)+(B)+ (C)</b>  | <b>13004339</b>  | <b>0</b>     | <b>0</b>    | <b>13004339</b>     | <b>100.00</b>               | <b>100.00</b>                      |

Place : Mumbai  
Date : 12th October, 2015

For Aries Agro Limited

Qaiser P. Ansari  
Company Secretary & Compliance Officer

